

# CARTESIO

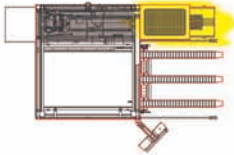
Axis palletizer



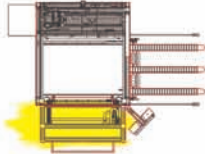
**SOLEMA**

## CARTESIO

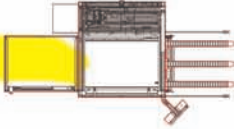
### CARTESIO WITH IN LINE EXIT



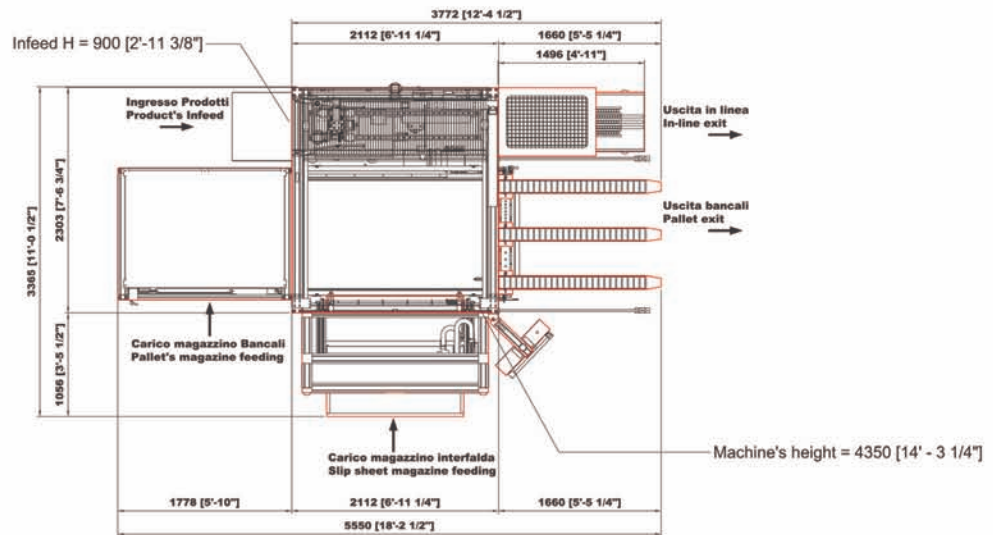
### CARTESIO WITH SLIP SHEET FEEDER



### CARTESIO WITH PALLET MAGAZINE



## CARTESIO FULLY EQUIPPED



## TECHNICAL DETAILS

### SPEED OF THE MACHINE

- max. 8 boxes/min / max. 5 piles of covers/min (depending on product's type and size)

### SIZE OF THE BOXES (length x width x height)

- min. 320 mm x 200 mm x 100 mm (12" x 7" x 4")
- max. 720 mm x 400 mm x 400 mm (28" x 15" x 15")

### SIZE OF THE COVER'S PILES (length x width x height)

- min. 290 mm x 150 mm x 10 mm (11" x 6")
- max. 720 mm x 420 mm x 100 mm (28" x 16" x 4")

### DIMENSION OF THE PALLETS (length x width x height)

- min. 650 mm x 650 mm x 120 mm (25" x 25" x 4")
- max. 1320 mm x 1060 mm x 170 mm (52" x 42 x 6 1/2")

The machine have been studied for standard Europallet size and configuration. All other configurations within the a.m. range must be submitted before the order for approval.

### MAX. HEIGHT OF THE PALLET

- from 1500 to 1700 mm (from 59" to 66") (Depending on product's type and size)

### WEIGHT OF THE PALLET

- max. 1500 kg

### PALLET'S STORAGE (Optional)

- n. 9-10 pallets (Variable depending on thickness of the pallets)

### STANDARD PALLET'S DELIVERY CONVEYOR

- idle rollers conveyor with 1 waiting position for pallets (Motorized chain conveyor with 1 waiting position for pallets: Optional) (Exit chain height approx. 130 mm + pallet entry hole. Please check fork list heights)

### EMERGENCY / IN LINE EXIT (Optional)

- available upon request

### SLIP SHEET FEEDER (Optional) (length x width)

- min. 550 mm x 350 mm (21" x 13")
- max. 1290 mm x 1085 mm (50" x 42")
- the slip-sheet can be fed on the pallet and at every layer (The slip sheet must be cutted straight and wrinkle free. The paper used must be suitable to this suction feeding application)

### SIZE-CHANGE

- automatic through servo-motors

### OPERATOR INTERFACE

- touch screen for products size loading
- Memory available for standard pallet's configuration saving
- analogic modem and/or ethernet connectivity

### POWER SUPPLY

- approx. 5 kw - 3 x 400V PNE 50hz

### AIR SUPPLY

- 5 m<sup>3</sup>/h (6 bar)

### WEIGHT OF THE MACHINE

- approx. 3000 kg